

5.3 SUBSTRING SEARCH



- ▶ brute force
- ▶ Knuth-Morris-Pratt
- ▶ Boyer-Moore
- ▶ Rabin-Karp

Substring search

Goal. Find pattern of length M in a text of length N .

typically $N \gg M$

pattern → N E E D L E

text → I N A H A Y S T A C K N E E D L E I N A

↑
match


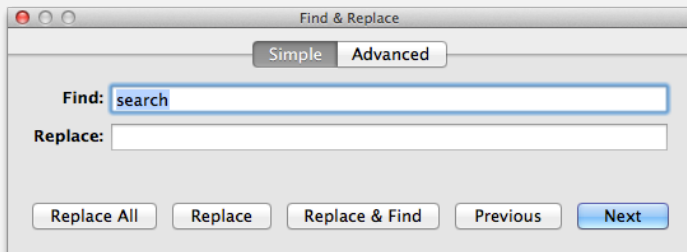
Computer forensics. Search memory or disk for signatures, e.g., all URLs or RSA keys that the user has entered.



<http://citp.princeton.edu/memory>

Applications

- Parsers.
- Spam filters.
- Digital libraries.
- Screen scrapers.
- Word processors.
- Web search engines.
- Electronic surveillance.
- Natural language processing.
- Computational molecular biology.
- FBI's Digital Collection System 3000.
- Feature detection in digitized images.
- ...



Application: spam filtering

Identify patterns indicative of spam.

- PROFITS
- LOSE WEIGHT
- herbal Viagra
- There is no catch.
- LOW MORTGAGE RATES
- This is a one-time mailing.
- This message is sent in compliance with spam regulations.



Application: electronic surveillance

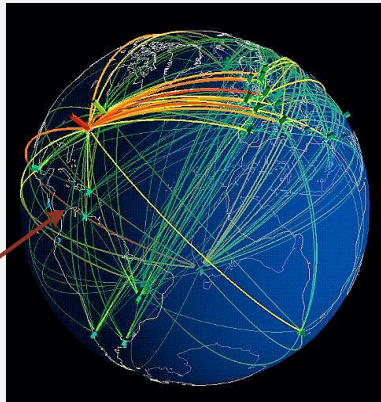


Need to monitor all internet traffic.
(security)



Well, we're mainly interested in
"ATTACK AT DAWN"

"ATTACK AT DAWN"
substring search
machine
found



No way!
(privacy)



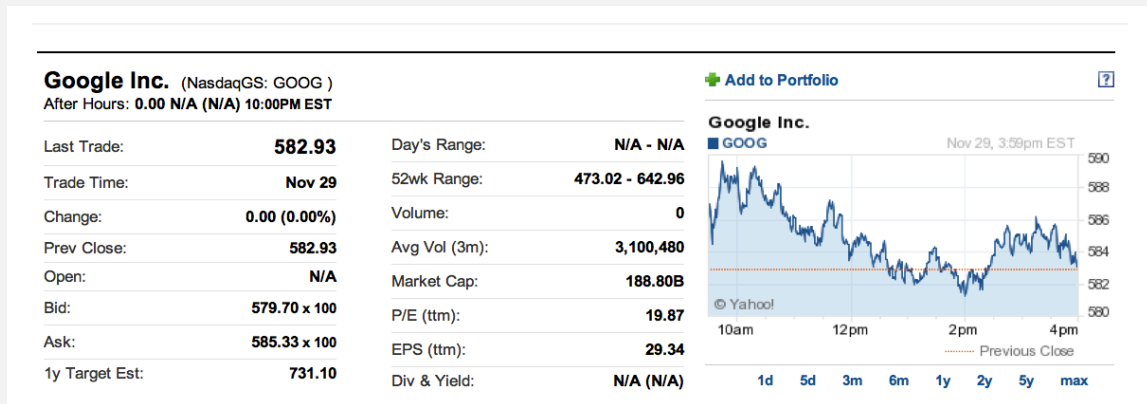
OK. Build a
machine that just
looks for that.



Application: screen scraping

Goal. Extract relevant data from web page.

Ex. Find string delimited by `` and `` after first occurrence of pattern `Last Trade:`.



<http://finance.yahoo.com/q?s=goog>

```
...
<tr>
<td class= "yfnc_tablehead1"
width= "48%">
Last Trade:
</td>
<td class= "yfnc_tabledata1">
<big><b>452.92</b></big>
</td></tr>
<td class= "yfnc_tablehead1"
width= "48%">
Trade Time:
</td>
<td class= "yfnc_tabledata1">
...
```

Screen scraping: Java implementation

Java library. The `indexOf()` method in Java's string library returns the index of the first occurrence of a given string, starting at a given offset.

```
public class StockQuote
{
    public static void main(String[] args)
    {
        String name = "http://finance.yahoo.com/q?s=";
        In in = new In(name + args[0]);
        String text = in.readAll();

        int start    = text.indexOf("Last Trade:", 0);
        int from     = text.indexOf("<b>", start);
        int to       = text.indexOf("</b>", from);
        String price = text.substring(from + 3, to);
        StdOut.println(price);
    }
}
```

```
% java StockQuote goog
582.93

% java StockQuote msft
24.84
```

- ▶ **brute force**
- ▶ Knuth-Morris-Pratt
- ▶ Boyer-Moore
- ▶ Rabin-Karp

Brute-force substring search

Check for pattern starting at each text position.

<i>i</i>	<i>j</i>	<i>i+j</i>	0	1	2	3	4	5	6	7	8	9	10
		<i>txt</i> →	A	B	A	C	A	D	A	B	R	A	C
0	2	2	A	B	R	A							
1	0	1		A	B	R	A						
2	1	3			A	B	R	A					
3	0	3				A	B	R	A				
4	1	5					A	B	R	A			
5	0	5						A	B	R	A		
6	4	10							A	B	R	A	

return i when j is M

entries in black match the text

entries in red are mismatches

entries in gray are for reference only

match

Brute-force substring search: Java implementation

Check for pattern starting at each text position.

<i>i</i>	<i>j</i>	<i>i+j</i>	0	1	2	3	4	5	6	7	8	9	10
			A	B	A	C	A	D	A	B	R	A	C
4	3	7					A	D	A	C	R		
5	0	5						A	D	A	C	R	

```
public static int search(String pat, String txt)
{
    int M = pat.length();
    int N = txt.length();
    for (int i = 0; i <= N - M; i++)
    {
        int j;
        for (j = 0; j < M; j++)
            if (txt.charAt(i+j) != pat.charAt(j))
                break;
        if (j == M) return i; ← index in text where
                                pattern starts
    }
    return N; ← not found
}
```

Brute-force substring search: worst case

Brute-force algorithm can be slow if text and pattern are repetitive.

<i>i</i>	<i>j</i>	<i>i+j</i>	0	1	2	3	4	5	6	7	8	9
		<i>txt</i> →	A	A	A	A	A	A	A	A	A	B
0	4	4	A	A	A	A	B	← <i>pat</i>				
1	4	5		A	A	A	A	B				
2	4	6			A	A	A	A	B			
3	4	7				A	A	A	A	B		
4	4	8					A	A	A	A	B	
5	5	10						A	A	A	A	B

↑
match

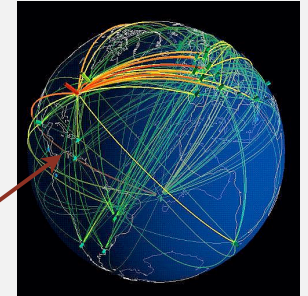
Worst case. $\sim MN$ char compares.

Backup

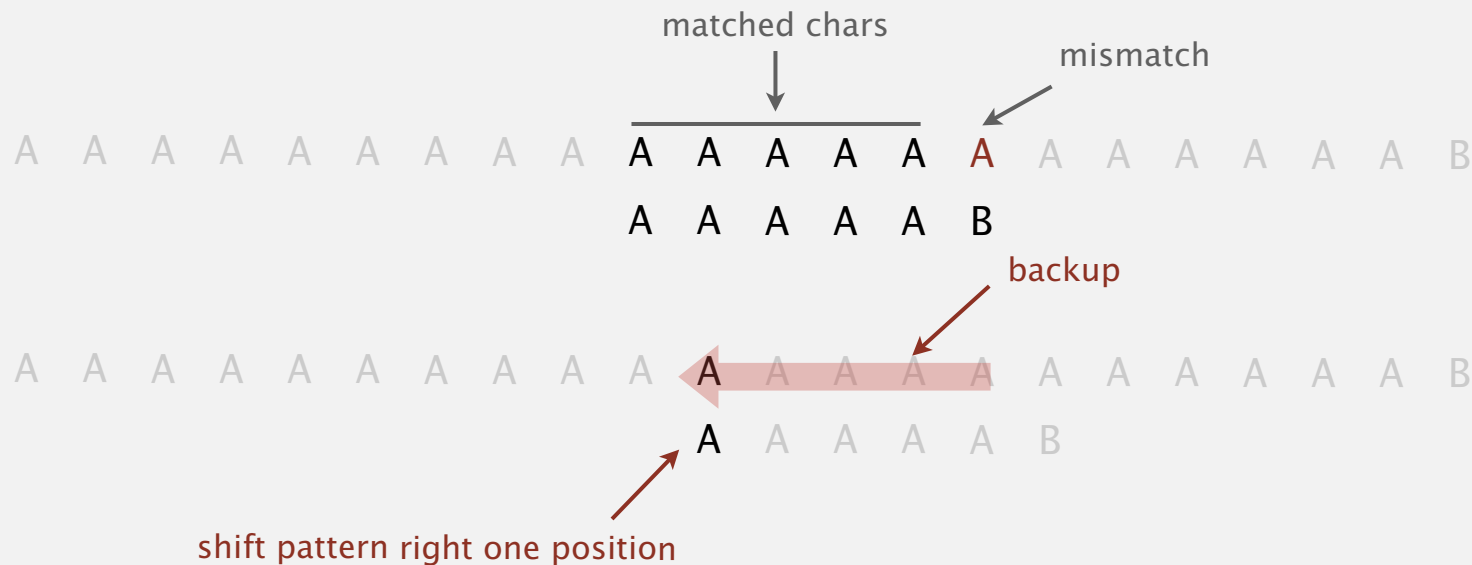
In many applications, we want to avoid **backup** in text stream.

- Treat input as stream of data.
- Abstract model: standard input.

"ATTACK AT DAWN"
substring search
machine
found



Brute-force algorithm needs backup for every mismatch.



Approach 1. Maintain buffer of last M characters.

Approach 2. Stay tuned.

Brute-force substring search: alternate implementation

Same sequence of char compares as previous implementation.

- i points to end of sequence of already-matched chars in text.
- j stores number of already-matched chars (end of sequence in pattern).

i	j	0	1	2	3	4	5	6	7	8	9	10
		A	B	A	C	A	D	A	B	R	A	C
7	3					A	D	A	C	R		
5	0					A	D	A	C	R		

```
public static int search(String pat, String txt)
{
    int i, N = txt.length();
    int j, M = pat.length();
    for (i = 0, j = 0; i < N && j < M; i++)
    {
        if (txt.charAt(i) == pat.charAt(j)) j++;
        else { i -= j; j = 0; }
    }
    if (j == M) return i - M;
    else return N;
}
```

← backup

Algorithmic challenges in substring search

Brute-force is not always good enough.

Theoretical challenge. Linear-time guarantee. ← fundamental algorithmic problem

Practical challenge. Avoid backup in text stream. ← often no room or time to save text

Now is the time for all people to come to the aid of their party. Now is the time for all good people to come to the aid of their party. Now is the time for many good people to come to the aid of their party. Now is the time for all good people to come to the aid of their party. Now is the time for a lot of good people to come to the aid of their party. Now is the time for all of the good people to come to the aid of their party. Now is the time for all good people to come to the aid of their party. Now is the time for each good person to come to the aid of their party. Now is the time for all good people to come to the aid of their party. Now is the time for all good Republicans to come to the aid of their party. Now is the time for all good people to come to the aid of their party. Now is the time for many or all good people to come to the aid of their party. Now is the time for all good people to come to the aid of their party. Now is the time for all good Democrats to come to the aid of their party. Now is the time for all people to come to the aid of their party. Now is the time for all good people to come to the aid of their party. Now is the time for many good people to come to the aid of their party. Now is the time for all good people to come to the aid of their party. Now is the time for a lot of good people to come to the aid of their party. Now is the time for all of the good people to come to the aid of their party. Now is the time for all good people to come to the aid of their **attack at dawn** party. Now is the time for each person to come to the aid of their party. Now is the time for all good people to come to the aid of their party. Now is the time for all good Republicans to come to the aid of their party. Now is the time for all good people to come to the aid of their party. Now is the time for many or all good people to come to the aid of their party. Now is the time for all good people to come to the aid of their party. Now is the time for all good Democrats to come to the aid of their party.

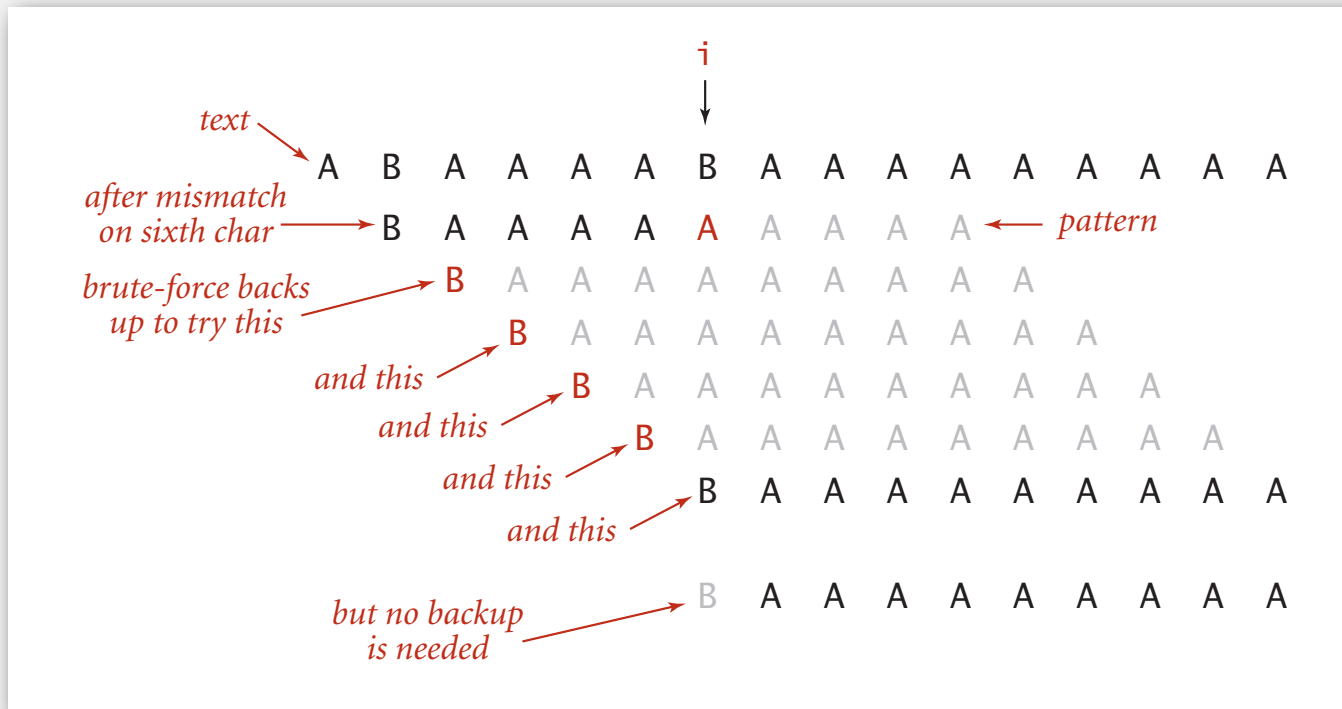
- ▶ brute force
- ▶ **Knuth-Morris-Pratt**
- ▶ Boyer-Moore
- ▶ Rabin-Karp

Knuth-Morris-Pratt substring search

Intuition. Suppose we are searching in text for pattern **BAAAAAAAAA**.

- Suppose we match 5 chars in pattern, with mismatch on 6th char.
- We know previous 6 chars in text are **BAAAA**.
- Don't need to back up text pointer!

assuming { A, B } alphabet



Knuth-Morris-Pratt algorithm. Clever method to always avoid backup. (!)

Deterministic finite state automaton (DFA)

DFA is abstract string-searching machine.

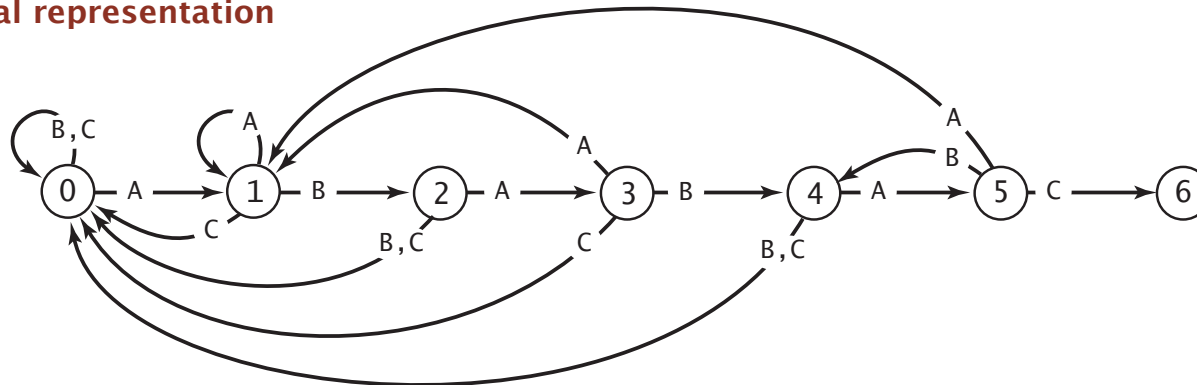
- Finite number of states (including start and halt).
- Exactly one transition for each char in alphabet.
- Accept if sequence of transitions leads to halt state.

internal representation

j	0	1	2	3	4	5	
pat.charAt(j)	A	B	A	B	A	C	
dfa[][j]	A	1	1	3	1	5	1
	B	0	2	0	4	0	4
	C	0	0	0	0	0	6

If in state j reading char c :
if j is 6 halt and accept
else move to state $dfa[c][j]$

graphical representation



DFA simulation demo

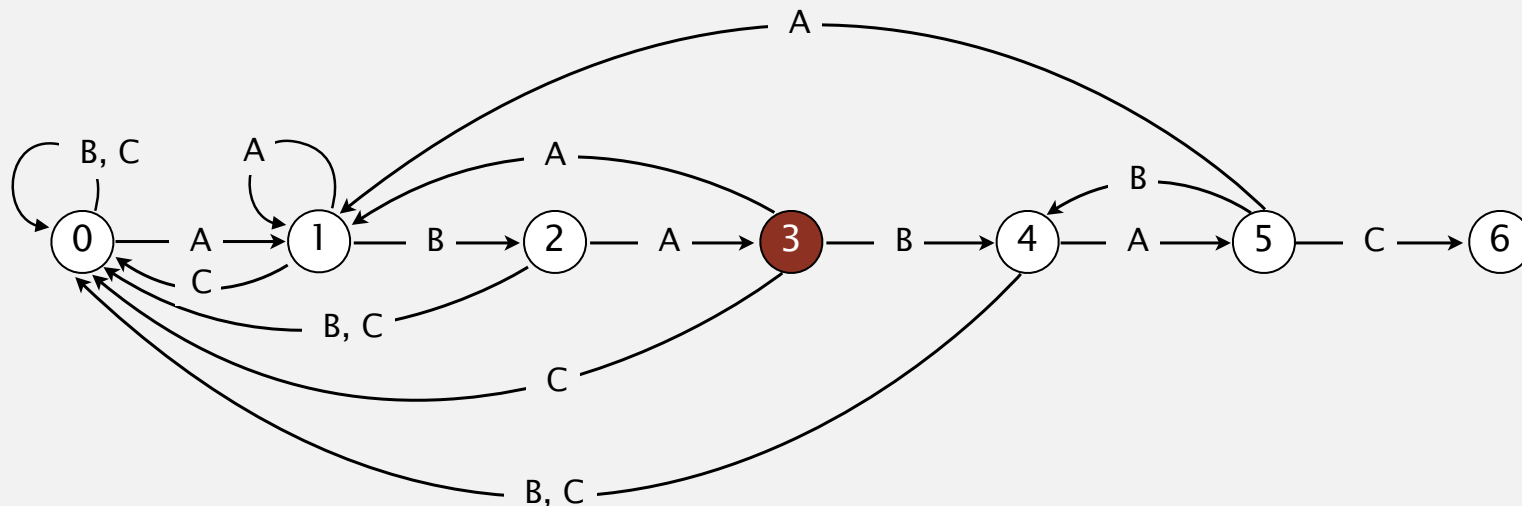
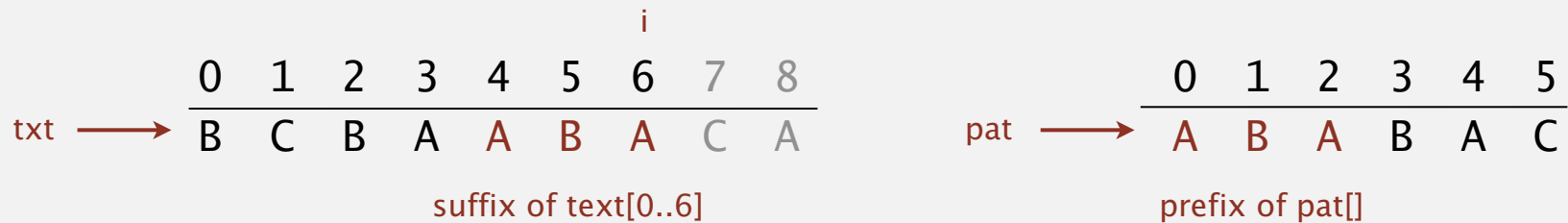
Interpretation of Knuth-Morris-Pratt DFA

Q. What is interpretation of DFA state after reading in `txt[i]`?

A. State = number of characters in pattern that have been matched.

length of longest prefix of `pat[]`
that is a suffix of `txt[0..i]`

Ex. DFA is in state 3 after reading in `txt[0..6]`.



Knuth-Morris-Pratt substring search: Java implementation

Key differences from brute-force implementation.

- Need to precompute `dfa[][]` from pattern.
- Text pointer `i` never decrements.

```
public int search(String txt)
{
    int i, j, N = txt.length();
    for (i = 0, j = 0; i < N && j < M; i++)
        j = dfa[txt.charAt(i)][j];
    if (j == M) return i - M;
    else      return N;
}
```

← no backup

Running time.

- Simulate DFA on text: at most N character accesses.
- Build DFA: how to do efficiently? [warning: tricky algorithm ahead]

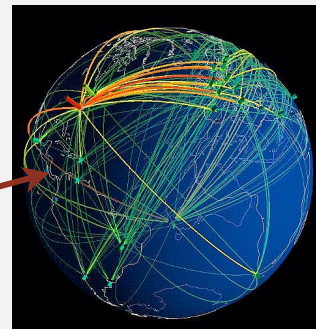
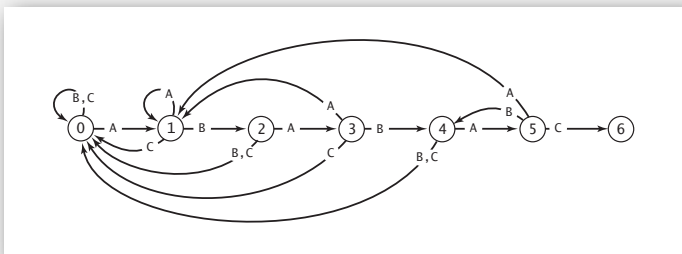
Knuth-Morris-Pratt substring search: Java implementation

Key differences from brute-force implementation.

- Need to precompute `dfa[][]` from pattern.
- Text pointer `i` never decrements.
- Could use **input stream**.

```
public int search(In in)
{
    int i, j;
    for (i = 0, j = 0; !in.isEmpty() && j < M; i++)
        j = dfa[in.readChar()][j];
    if (j == M) return i - M;
    else      return NOT_FOUND;
}
```

no backup



Knuth-Morris-Pratt DFA construction demo

How to build DFA from pattern?

Include one state for each character in pattern (plus accept state).

	0	1	2	3	4	5
<code>pat.charAt(j)</code>	A	B	A	B	A	C
A						
<code>dfa[][j]</code> B						
C						

0

1

2

3

4

5

c

6

How to build DFA from pattern?

Match transition. If in state j and next char $c == \text{pat.charAt}(j)$,
then go to state $j+1$.

↑
now first $j+1$ characters of
pattern have been matched

↑
first j characters of pattern
have already been matched

↑
next char matches

	0	1	2	3	4	5
<code>pat.charAt(j)</code>	A	B	A	B	A	C
<code>dfa[][j]</code>	A	B	A	B	A	C
	1		3		5	
		2		4		
						6



How to build DFA from pattern?

Mismatch transition. If in state j and next char $c \neq \text{pat.charAt}(j)$, then the last $j-1$ characters of input are $\text{pat}[1..j-1]$, followed by c .

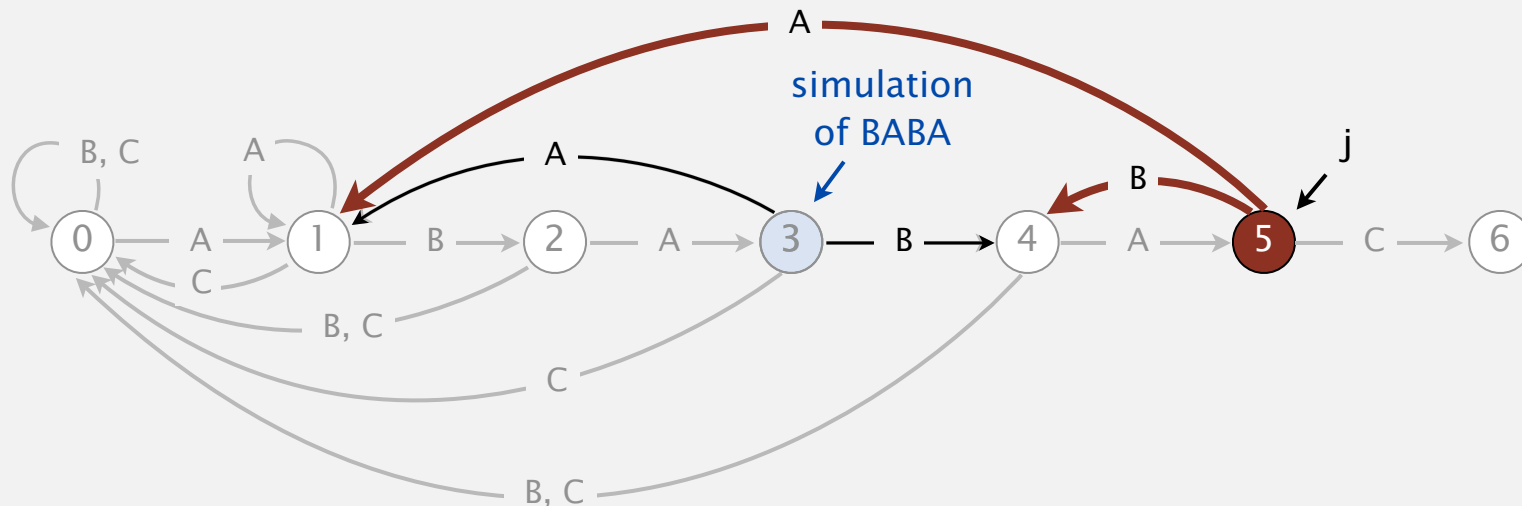
To compute $\text{dfa}[c][j]$: Simulate $\text{pat}[1..j-1]$ on DFA and take transition c .
Running time. Seems to require j steps. ↖ still under construction (!)

Ex. $\text{dfa}['A'][5] = 1$; $\text{dfa}['B'][5] = 4$

simulate BABA;
take transition 'A'
= $\text{dfa}['A'][3]$

simulate BABA;
take transition 'B'
= $\text{dfa}['B'][3]$

j	0	1	2	3	4	5
$\text{pat.charAt}(j)$	A	B	A	B	A	C



How to build DFA from pattern?

Mismatch transition. If in state j and next char $c \neq \text{pat.charAt}(j)$, then the last $j-1$ characters of input are $\text{pat}[1..j-1]$, followed by c .

To compute $\text{dfa}[c][j]$: Simulate $\text{pat}[1..j-1]$ on DFA and take transition c .
Running time. Takes only constant time if we maintain state X .

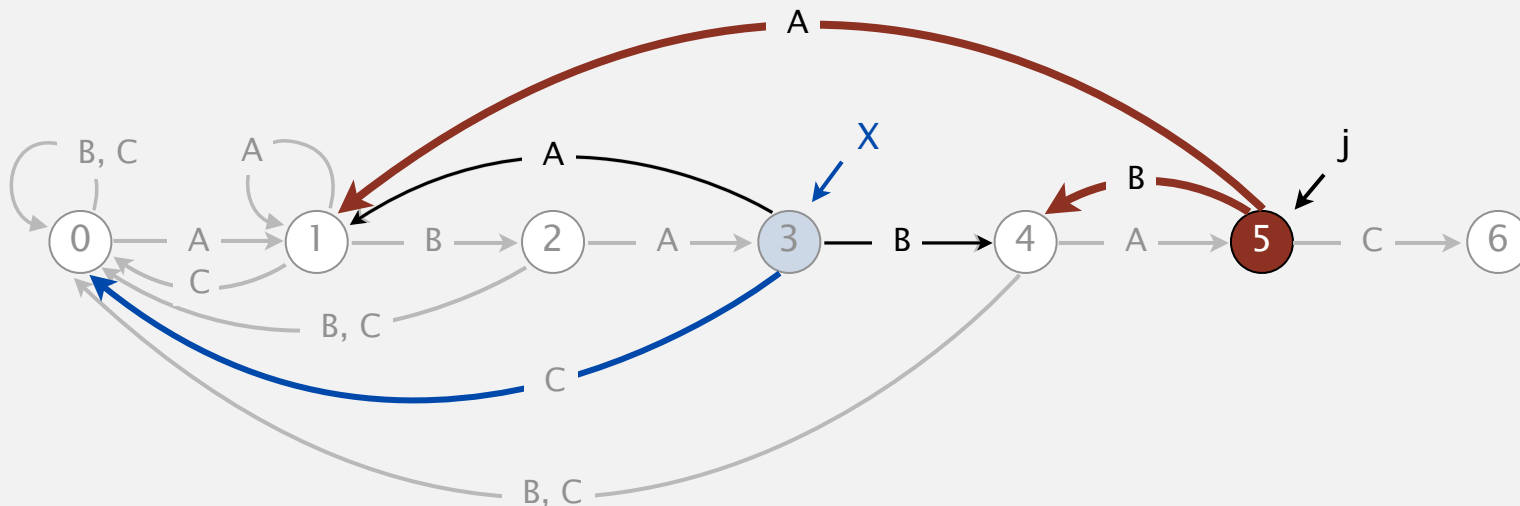
Ex. $\text{dfa}['A'][5] = 1$; $\text{dfa}['B'][5] = 4$; $X = 0$

from state X ,
take transition 'A'
 $= \text{dfa}['A'][X]$

from state X ,
take transition 'B'
 $= \text{dfa}['B'][X]$

from state X ,
take transition 'C'
 $= \text{dfa}['C'][X]$

0	1	2	3	4	5
A	B	A	B	A	C



Knuth-Morris-Pratt DFA construction (in linear time) demo

Constructing the DFA for KMP substring search: Java implementation

For each state j :

- Copy `dfa[][X]` to `dfa[][j]` for mismatch case.
- Set `dfa[pat.charAt(j)][j]` to $j+1$ for match case.
- Update x .

```
public KMP(String pat)
{
    this.pat = pat;
    M = pat.length();
    dfa = new int[R][M];
    dfa[pat.charAt(0)][0] = 1;
    for (int X = 0, j = 1; j < M; j++)
    {
        for (int c = 0; c < R; c++)
            dfa[c][j] = dfa[c][X];
        dfa[pat.charAt(j)][j] = j+1;
        X = dfa[pat.charAt(j)][X];
    }
}
```

← copy mismatch cases

← set match case

← update restart state

Running time. M character accesses (but space proportional to $R M$).

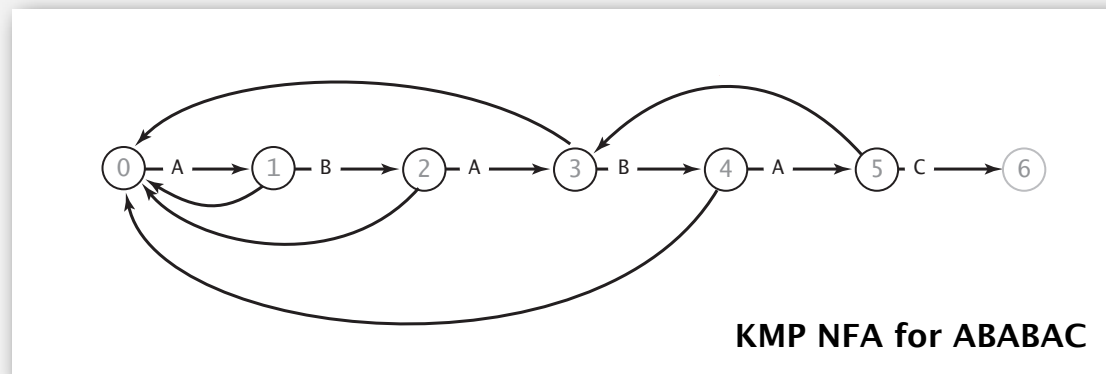
KMP substring search analysis

Proposition. KMP substring search accesses no more than $M + N$ chars to search for a pattern of length M in a text of length N .

Pf. Each pattern char accessed once when constructing the DFA; each text char accessed once (in the worst case) when simulating the DFA.

Proposition. KMP constructs $\text{dfa}[] []$ in time and space proportional to $R M$.

Larger alphabets. Improved version of KMP constructs $\text{nfa}[]$ in time and space proportional to M .



Knuth-Morris-Pratt: brief history

- Independently discovered by two theoreticians and a hacker.
 - Knuth: inspired by esoteric theorem, discovered linear-time algorithm
 - Pratt: made running time independent of alphabet size
 - Morris: built a text editor for the CDC 6400 computer
- Theory meets practice.

SIAM J. COMPUT.
Vol. 6, No. 2, June 1977

FAST PATTERN MATCHING IN STRINGS*

DONALD E. KNUTH†, JAMES H. MORRIS, JR.‡ AND VAUGHAN R. PRATT¶

Abstract. An algorithm is presented which finds all occurrences of one given string within another, in running time proportional to the sum of the lengths of the strings. The constant of proportionality is low enough to make this algorithm of practical use, and the procedure can also be extended to deal with some more general pattern-matching problems. A theoretical application of the algorithm shows that the set of concatenations of even palindromes, i.e., the language $\{\alpha\alpha^R\}^*$, can be recognized in linear time. Other algorithms which run even faster on the average are also considered.



Don Knuth



Jim Morris



Vaughan Pratt

Knuth-Morris-Pratt application

A string s is a **cyclic rotation** of t if s and t have the same length and s is a suffix of t followed by a prefix of t .

yes

ROTATEDSTRING
STRINGROTATED

yes

ABABABBBABBABA
BABBABBABAABA

no

ROTATEDSTRING
GNIRTSDETATOR

Problem. Given two strings s and t , design a linear-time algorithm that determines if s is a cyclic rotation of t .

Solution.

- Check that s and t are the same length.
- Search for s in $t + t$ using KMP.

$t + t$ \longrightarrow STRINGROTATEDSTRINGROTATED
 s \longrightarrow ROTATEDSTRING

- ▶ brute force
- ▶ Knuth-Morris-Pratt
- ▶ **Boyer-Moore**
- ▶ Rabin-Karp



Robert Boyer



J. Strother Moore

Boyer-Moore: mismatched character heuristic

Intuition.

- Scan characters in pattern from right to left.
- Can skip as many as M text chars when finding one not in the pattern.

i	j	0	1	2	3	4	5	6	7	8	9	10	11	12	13	14	15	16	17	18	19	20	21	22	23
	<i>text</i> →	F	I	N	D	I	N	A	H	A	Y	S	T	A	C	K	N	E	E	D	L	E	I	N	A
0	5	N	E	E	D	L	E																		
5	5						N	E	E	D	L	E													
11	4											N	E	E	D	L	E								
15	0																N	E	E	D	L	E			

return i = 15

Boyer-Moore: mismatched character heuristic

Q. How much to skip?

Case 1. Mismatch character not in pattern.

before

txt	T	L	E
pat			N	E	E	D	L	E						

after

txt	T	L	E
pat						N	E	E	D	L	E			

mismatch character 'T' not in pattern: increment i one character beyond 'T'

Boyer-Moore: mismatched character heuristic

Q. How much to skip?

Case 2a. Mismatch character in pattern.

before

txt	N	L	E
pat				N	E	E	D	L	E					

A red arrow labeled 'i' points to the 4th character position above the text and pattern.

after

txt	N	L	E
pat						N	E	E	D	L	E			

A red arrow labeled 'i' points to the 7th character position above the text and pattern.

mismatch character 'N' in pattern: align text 'N' with rightmost pattern 'N'

Boyer-Moore: mismatched character heuristic

Q. How much to skip?

Case 2b. Mismatch character in pattern (but heuristic no help).

before

txt	E	L	E
pat			N	E	E	D	L	E						

i
↓

aligned with rightmost E?

txt	E	L	E
pat		N	E	E	D	L	E							

i
↓

mismatch character 'E' in pattern: align text 'E' with rightmost pattern 'E' ?

Boyer-Moore: mismatched character heuristic

Q. How much to skip?

Case 2b. Mismatch character in pattern (but heuristic no help).

before

txt E L E

pat N E E D L E



after

txt E L E

pat N E E D L E



mismatch character 'E' in pattern: increment i by 1

Boyer-Moore: mismatched character heuristic

Q. How much to skip?

A. Precompute index of rightmost occurrence of character c in pattern (-1 if character not in pattern).

```
right = new int[R];
for (int c = 0; c < R; c++)
    right[c] = -1;
for (int j = 0; j < M; j++)
    right[pat.charAt(j)] = j;
```

c		N	E	E	D	L	E	$right[c]$
		0	1	2	3	4	5	
A	-1	-1	-1	-1	-1	-1	-1	-1
B	-1	-1	-1	-1	-1	-1	-1	-1
C	-1	-1	-1	-1	-1	-1	-1	-1
D	-1	-1	-1	-1	3	3	3	3
E	-1	-1	1	2	2	2	5	5
...								-1
L	-1	-1	-1	-1	-1	4	4	4
M	-1	-1	-1	-1	-1	-1	-1	-1
N	-1	0	0	0	0	0	0	0
...								-1

Boyer-Moore skip table computation

Boyer-Moore: Java implementation

```
public int search(String txt)
{
    int N = txt.length();
    int M = pat.length();
    int skip;
    for (int i = 0; i <= N-M; i += skip)
    {
        skip = 0;
        for (int j = M-1; j >= 0; j--)
        {
            if (pat.charAt(j) != txt.charAt(i+j))
            {
                skip = Math.max(1, j - right[txt.charAt(i+j)]);
                break;
            }
        }
        if (skip == 0) return i;
    }
    return N;
}
```

← compute skip value

← in case other term is nonpositive

← match

Boyer-Moore: analysis

Property. Substring search with the Boyer-Moore mismatched character heuristic takes about $\sim N/M$ character compares to search for a pattern of length M in a text of length N . ← sublinear!

Worst-case. Can be as bad as $\sim MN$.

<i>i</i>	skip	0	1	2	3	4	5	6	7	8	9
		<hr/>									
		txt →									
		B	B	B	B	B	B	B	B	B	B
0	0	A	B	B	B	B	← pat				
1	1		A	B	B	B	B				
2	1			A	B	B	B	B			
3	1				A	B	B	B	B		
4	1					A	B	B	B	B	
5	1						A	B	B	B	B

Boyer-Moore variant. Can improve worst case to $\sim 3N$ by adding a KMP-like rule to guard against repetitive patterns.

- ▶ brute force
- ▶ Knuth-Morris-Pratt
- ▶ Boyer-Moore
- ▶ **Rabin-Karp**



Michael Rabin, Turing Award '76
Dick Karp, Turing Award '85

Rabin-Karp fingerprint search

Basic idea = modular hashing.

- Compute a hash of pattern characters 0 to $M - 1$.
- For each i , compute a hash of text characters i to $M + i - 1$.
- If pattern hash = text substring hash, check for a match.

		pat.charAt(i)														
i	0	1	2	3	4											
	2	6	5	3	5	% 997 = 613										
		txt.charAt(i)														
i	0	1	2	3	4	5	6	7	8	9	10	11	12	13	14	15
	3	1	4	1	5	9	2	6	5	3	5	8	9	7	9	3
0	3	1	4	1	5	% 997 = 508										
1		1	4	1	5	9	% 997 = 201									
2			4	1	5	9	2	% 997 = 715								
3				1	5	9	2	6	% 997 = 971							
4					5	9	2	6	5	% 997 = 442						
5						9	2	6	5	3	% 997 = 929					
6	← return i = 6						2	6	5	3	5	% 997 = 613				

match

Efficiently computing the hash function

Modular hash function. Using the notation t_i for `txt.charAt(i)`, we wish to compute

$$x_i = t_i R^{M-1} + t_{i+1} R^{M-2} + \dots + t_{i+M-1} R^0 \pmod{Q}$$

Intuition. M -digit, base- R integer, modulo Q .

Horner's method. Linear-time method to evaluate degree- M polynomial.

	pat.charAt()				
i	0	1	2	3	4
	2	6	5	3	5
0	2	% 997 = 2			
1	2	6	% 997 = (2*10 + 6) % 997 = 26		
2	2	6	5	% 997 = (26*10 + 5) % 997 = 265	
3	2	6	5	3	% 997 = (265*10 + 3) % 997 = 659
4	2	6	5	3	5 % 997 = (659*10 + 5) % 997 = 613

```
// Compute hash for M-digit key
private long hash(String key, int M)
{
    long h = 0;
    for (int j = 0; j < M; j++)
        h = (R * h + key.charAt(j)) % Q;
    return h;
}
```

Efficiently computing the hash function

Challenge. How to efficiently compute x_{i+1} given that we know x_i .

$$x_i = t_i R^{M-1} + t_{i+1} R^{M-2} + \dots + t_{i+M-1} R^0$$

$$x_{i+1} = t_{i+1} R^{M-1} + t_{i+2} R^{M-2} + \dots + t_{i+M} R^0$$

Key property. Can update hash function in constant time!

$$x_{i+1} = (x_i - t_i R^{M-1}) R + t_{i+M}$$

↑
↑
↑
↑

current value
subtract leading digit
multiply by radix
add new trailing digit

can precompute

i	...	2	3	4	5	6	7	...
<i>current value</i>	1	4	1	5	9	2	6	5
<i>new value</i>		4	1	5	9	2	6	5
		4	1	5	9	2	<i>current value</i>	
	-	4	0	0	0	0		
			1	5	9	2	<i>subtract leading digit</i>	
				*	1	0	<i>multiply by radix</i>	
		1	5	9	2	0		
					+	6	<i>add new trailing digit</i>	
		1	5	9	2	6	<i>new value</i>	

} *text*

Rabin-Karp substring search example

i	0	1	2	3	4	5	6	7	8	9	10	11	12	13	14	15
	3	1	4	1	5	9	2	6	5	3	5	8	9	7	9	3
0	3	% 997 = 3														
1	3	1	% 997 = (3*10 + 1) % 997 = 31													
2	3	1	4	% 997 = (31*10 + 4) % 997 = 314												
3	3	1	4	1	% 997 = (314*10 + 1) % 997 = 150											
4	3	1	4	1	5	% 997 = (150*10 + 5) % 997 = 508										
5		1	4	1	5	9	% 997 = ((508 + 3*(997 - 30))*10 + 9) % 997 = 201									
6			4	1	5	9	2	% 997 = ((201 + 1*(997 - 30))*10 + 2) % 997 = 715								
7				1	5	9	2	6	% 997 = ((715 + 4*(997 - 30))*10 + 6) % 997 = 971							
8					5	9	2	6	5	% 997 = ((971 + 1*(997 - 30))*10 + 5) % 997 = 442						
9						9	2	6	5	3	% 997 = ((442 + 5*(997 - 30))*10 + 3) % 997 = 929					
10	←	return i-M+1 = 6					2	6	5	3	5	% 997 = ((929 + 9*(997 - 30))*10 + 5) % 997 = 613				

Rabin-Karp: Java implementation

```
public class RabinKarp
{
    private long pathHash;    // pattern hash value
    private int M;           // pattern length
    private long Q;          // modulus
    private int R;           // radix
    private long RM;         //  $R^{(M-1)} \% Q$ 

    public RabinKarp(String pat) {
        M = pat.length();
        R = 256;
        Q = longRandomPrime();

        RM = 1;
        for (int i = 1; i <= M-1; i++)
            RM = (R * RM) % Q;
        pathHash = hash(pat, M);
    }

    private long hash(String key, int M)
    { /* as before */ }

    public int search(String txt)
    { /* see next slide */ }
}
```

a large prime
(but avoid overflow)

precompute $R^{M-1} \pmod Q$

Rabin-Karp: Java implementation (continued)

Monte Carlo version. Return match if hash match.

```
public int search(String txt)
{
    int N = txt.length();
    int txtHash = hash(txt, M);
    if (patHash == txtHash) return 0;
    for (int i = M; i < N; i++)
    {
        txtHash = (txtHash + Q - RM*txt.charAt(i-M) % Q) % Q;
        txtHash = (txtHash*R + txt.charAt(i)) % Q;
        if (patHash == txtHash) return i - M + 1;
    }
    return N;
}
```

check for hash collision
using rolling hash function

Las Vegas version. Check for substring match if hash match;
continue search if false collision.

Rabin-Karp analysis

Theory. If Q is a sufficiently large random prime (about MN^2), then the probability of a false collision is about $1/N$.


Practice. Choose Q to be a large prime (but not so large as to cause overflow). Under reasonable assumptions, probability of a collision is about $1/Q$.

Monte Carlo version.

- Always runs in linear time.
- Extremely likely to return correct answer (but not always!).

Las Vegas version.

- Always returns correct answer.
- Extremely likely to run in linear time (but worst case is MN).



Rabin-Karp fingerprint search

Advantages.

- Extends to 2d patterns.
- Extends to finding multiple patterns.

Disadvantages.

- Arithmetic ops slower than char compares.
- Las Vegas version requires backup.
- Poor worst-case guarantee.

Q. How would you extend Rabin-Karp to efficiently search for any one of P possible patterns in a text of length N ?



Substring search cost summary

Cost of searching for an M -character pattern in an N -character text.

algorithm	version	operation count		backup in input?	correct?	extra space
		guarantee	typical			
brute force	—	MN	$1.1 N$	<i>yes</i>	<i>yes</i>	1
Knuth-Morris-Pratt	<i>full DFA</i> (Algorithm 5.6)	$2 N$	$1.1 N$	<i>no</i>	<i>yes</i>	MR
	<i>mismatch transitions only</i>	$3 N$	$1.1 N$	<i>no</i>	<i>yes</i>	M
Boyer-Moore	<i>full algorithm</i>	$3 N$	N / M	<i>yes</i>	<i>yes</i>	R
	<i>mismatched char heuristic only</i> (Algorithm 5.7)	MN	N / M	<i>yes</i>	<i>yes</i>	R
Rabin-Karp [†]	<i>Monte Carlo</i> (Algorithm 5.8)	$7 N$	$7 N$	<i>no</i>	<i>yes[†]</i>	1
	<i>Las Vegas</i>	$7 N†$	$7 N$	<i>yes</i>	<i>yes</i>	1

[†] probabilistic guarantee, with uniform hash function